NOTES:

1. MATERIALS AND FINISHES:
   BODY, BARREL, & SLEEVE - BRASS, ALBALOY PLATING
   FERRULE - COPPER, ALBALOY PLATING
   CONTACT - BRASS, GOLD PLATING
   OUTER CONTACT - PHOSPHOR BRONZE, ALBALOY PLATING
   INSULATOR - PTFE, NATURAL

2. ELECTRICAL:
   A. IMPEDANCE: 50 OHM
   B. FREQUENCY RANGE: DC - 6 GHz
   C. DIELECTRIC WITHSTANDING VOLTAGE: 1000 VRMS, MIN.

3. MECHANICAL:
   A. DURABILITY: 100 CYCLES MIN.
   B. TEMPERATURE RANGE: -40° C TO +85° C

4. PACKAGING:
   A. QUANTITY: SINGLE PACK
   B. MARKING: BAG TO BE MARKED
      "AMPHENOL RF, 134104, AND DATE CODE"

5. RECOMMENDED CABLE ASSEMBLY INSTRUCTIONS:
   A. TRIM CABLE AS SHOWN.
   B. SOLDER CABLE CENTER CONDUCTOR TO CONTACT.
   C. INSERT CABLE WITH FOIL ENTERING CONNECTOR AND BRAID OVER KNURL.
   D. CRIMP FERRULE OVER BRAID WITH 0.255" HEX DIE.

6. SHOWS CABLE ENTRY DIMENSIONS.

THIRD ANGLE PROJ.

REVISIONS				
REV	DESCRIPTION	DATE	ECO	APPR
B	NO. 2 WAS CHANGED \RD-DM06072801C	08-14-06	--	--
C	NO. 5 WAS CHANGED \RD-DM06121501J	12-19-06	--	--
D	NO. 5 WAS CHANGED \RD-DM07060601K	06-12-07	--	--
E	RE-DRAW IN PRO-E, REVISE BODY FOR ADDITIONAL INSULATOR RETENTION	12/15/16	02649	KCE

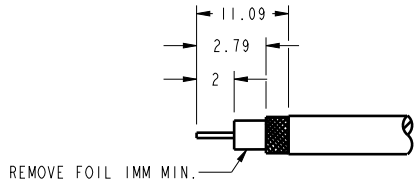

RECOMMENDED CABLE STRIPPING DIM'S
NOT TO SCALE

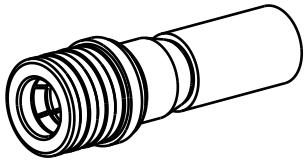

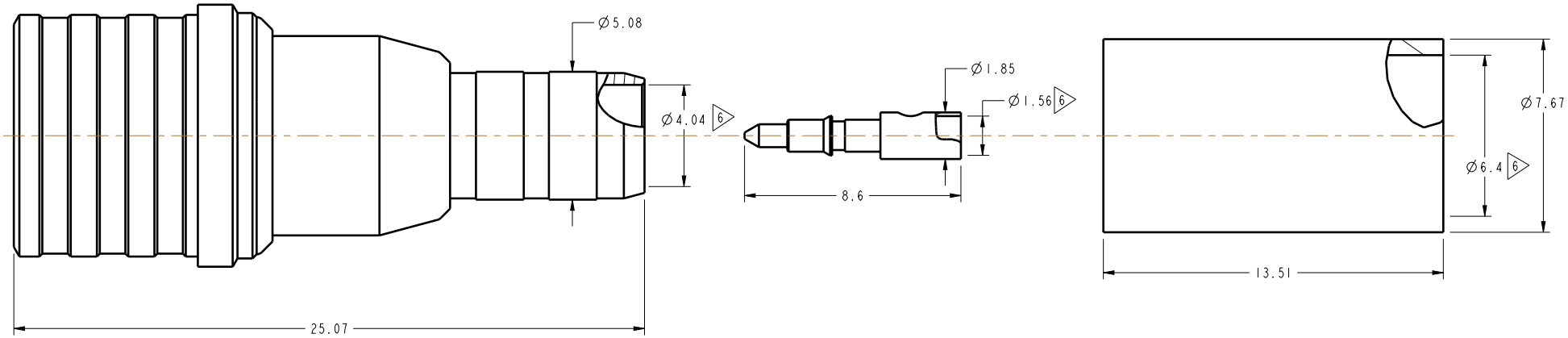

CUSTOMER OUTLINE DRAWING

ALL OTHER SHEETS ARE FOR INTERNAL USE ONLY

UNLESS OTHERWISE SPECIFIED, DIMENSIONS ARE IN METRIC AND TOLERANCES ARE:

<0.5mm	0.5 - 6mm	6 - 30mm	30 - 120mm	ANGLES
± 0.05mm	±0.1mm	±0.2mm	± 0.3mm	±1°

NOTICE - These drawings, specifications, or other data (1) are, and remain the property of Amphenol corp. (2) must be returned upon request; and (3) are confidential and not to be disclosed to any person other than those to whom they are given by Amphenol Corp. the furnishing of these drawings, specifications, or other data by Amphenol Corp., or to any other person to anyone for any purpose is not to be regarded by implication or otherwise in any manner licensing, granting rights to permitting such holder or any other person to manufacture, use or sell any product, process or design, patented or otherwise, that may in any way be related to or disclosed by said drawings, specifications, or other data.

MATERIAL: SEE BOM

REFERENCE

CONFIGURATION LEVEL: In Work

FINISH

DRAWN	DATE
K. ELMES	08-Dec-16
ENGINEER	DATE
K. ELMES	08-Dec-16
APPROVED	DATE
K. CAPOZZI	12/15/16
CAD FILE	

TITLE
QMA 50 OHM PLUG

SCALE: 2.0:1.0 | SHEET 2 OF 2

DWG SIZE: B | REV: E

Amphenol RF
www.amphenolrf.com

DRAWING NO. QMA1121A1-AT30GS-LMR240-50
ITEM NO. 701121AAAA1AR5F
PART NO. 134104